

Eye of the Dragon

6th Grade

Mrs. D

A dragon is a reptile-like legendary creature that appears in the folklore of many cultures worldwide. Beliefs about dragons vary considerably through regions, but dragons in western cultures since the Middle Ages have often been depicted as winged, horned, four-legged, and capable of breathing fire.



The activity: You will create your own oil pastel close up of a dragon eye using your own imagination, reptile reference images, and other resources. Your dragon eye should have complementary colors and use different elements of art to create a strong composition.

Materials and Processes:

Your dragon eye will be created by using your imagination after looking at images of reptile eyes and depictions of dragons through the ages. You have an open wide field to be creative! Once you have planned your dragon, you will create a contour line drawing from your imagination and then complete your dragon eye with colored Sharpie marker, glue, and oil pastels.

What you'll do:

1. **Review the Slides Presentation** project steps, criteria, and examples.
2. **Plan out your dragon** so that you have a clear idea of what colors you want to use and what your dragon would look like. Stay away from very small and/or intricate details.
3. **Show your dragon idea to a peer.** Talk about what colors you chose, where your dragon lives in the world, and if there are any changes you should make. Once you talk to a peer about your dragon, show your dragon to Mrs. D for final approval.
4. **Create a contour line drawing** of your dragon eye on white tagboard. We will do this step together. Once you complete your contour line drawing and it's been approved, you will choose a colored sharpie and go over your pencil lines.
5. **Trace your sharpie lines with glue.** Remember, everywhere you put glue, the oil pastel will not stick to (resist).
6. **Go over different oil pastel techniques** on the designated sheet in your packet. Think of different techniques you can use to add texture (like rough bumps or smooth scales) and value (like shadows and highlights) to your drawing.
7. **Use oil pastels to color your dragon eye.** Remember to work from the back to the front and to look at your sketch idea as you go.

Project Requirements:

- A plan of your dragon including what colors you're planning to use and what your dragon would look like.
- Use at least 2 different oil pastel techniques and 1 set of complementary colors.
- A final oil pastel drawing that has saturated color and value (no blank spots on the paper), apparent craftsmanship, and originality.

Oil Pastel Vocabulary

William O'Connor -

Oil Pastel -

Complementary -

Composition -

7 Elements of Art -


Scumbling -

Sgraffito -


Stippling -

OIL PASTEL TECHNIQUES


Light Pressure




Heavy Pressure



Scumbling




Sgraffito



Stippling



Color Mixing



Self-Assessment Rubric

Name: _____

Period: _____

Composition and Application of Elements of Art

_____ Does the arrangement of your dragon eye work together as a cohesive whole?

_____ Does your eye flow effortlessly through the piece?

/20

Application of Materials and Processes:

_____ Did you create your dragon eye using the correct oil pastel techniques taught in class?

_____ Does your drawing show a full range of value with color?

_____ Did you use at least 2 different oil pastel techniques and 1 set of complementary colors?

/20

Craftsmanship:

_____ Is your artwork neat, complete, and looks like time and effort was put into it?

_____ Is there oil pastel covering your entire paper?

/20

Creativity:

_____ Did you give thought to the choices in your artwork?

/20

Responsibility:

_____ Did you use time in class wisely?

_____ Did you contribute to the clean-up of the classroom at the end of each period?

/20

Final Grade:

_____ /100

Build-A-Dragon

Use this page to brainstorm ideas for your dragon. Think about:

- What colors your dragon has?
- What kind of pupil your dragon has (slit, circle, square, etc)?
- Where your dragon lives? Do the scales camouflage into the surroundings?
This would affect your dragon's colors.

Feel free to name your dragon, give it special abilities, and write a little bit about it.